



# MARK MAKING & VALUE


Pencils and pens have amazing versatility and many artists make their first artworks with this medium. One key skill is creating value, or light and dark. Creating value with a pencil or pen is a fundamental skill for creating the illusion of depth and making objects look like they have dimension, mass, and weight. There are many ways to add marks to your paper. The following are some that many artists begin with. The following page has some circles that you can experiment filling with marks.




Hatches are closely drawn parallel lines. They can go in any direction. Most people start with horizontal and vertical hatches. Hatches can be very close together, or further apart.



Scumbling is similar to scribbling. The artist picks up their utensil and focuses on making circular shapes, layering circles on circles to make something darker.



When you cross two different hatches, you create a cross hatch. Hatches can cross at any angle. To make areas very dark, keep crossing at different angles. Experiment!



Stippling is when an artist draws dots or specks to make something darker. This method is good for a 'gritty' texture for areas like stone or sand.

In addition to black and white, try these mark-making methods with colored pencils.



