

Dennis Zieminski & Drawing a *Driven by Art* Truck



Dennis Zieminski, *Giant Orange, Bakersfield*, 2012, oil on canvas, 30 x 48 inches. BMoA Permanent Collection 2012.09.20. Gift of the Artist, 2012

Drawing complex objects begins with a foundation of simple and fundamental shapes like cubes, cylinders, cones, and spheres. From these basic shapes artists build a foundation to draw more complex objects, like cars and trucks.

Dennis Zieminski, a native San Franciscan, is an internationally known painter, illustrator, and designer. In the summer of 2012, BMoA featured a selection of Dennis Zieminski's artworks in a solo exhibition titled *Lost and Found: Paintings of the Central Valley*. His sharp and richly colored images borrow much of their inspiration from early 20th century paintings and posters.

Utilizing the bold and colorful imagery of early 20th Century painting and poster art, Zieminski immortalizes the Giant Orange restaurants once sprinkled along Highway 99 and throughout the rest of the state. Offering fresh orange juice and comfort dining to travelers and residents nearby, the Giant Orange became a quirky facet of California living from the 1920s to the 1970s. Though few stand today, the clarity with which the artist renders the roadside restaurant captures the marvel and comfort of a multi-generational audience.



Dennis Zieminski & Drawing a *Driven by Art* Truck

INSTRUCTIONS


1. With a pencil and drawing lightly, identify the larger shapes in the truck, first focusing on the base of the body as a rectangle.
2. The second most prominent shape is the driver cabin. Though also round at the edges, simplify into a rectangle. Taking the time to be accurate about the size of these in the beginning will save you frustration later when you get to the details.
3. Identify the other prominent shapes. For the truck, this will be the bumper section and the protruding fenders over the wheels.
4. Still drawing lightly, identify and draw the smaller shapes: the wheels, headlights and grill section.
5. Now that you have placed the elements in the right spot, you can draw a little harder and focus on the details, rounding out the shape of the truck and adding details, like the grooves in the grill and tires, the outlines of the window and windshield.
6. Trace finished lines with a pen and erase your sketch.



Driven by Art Truck
BMOA Sculpture Garden

MATERIALS

- Paper
- Pencil
- Eraser
- Pen





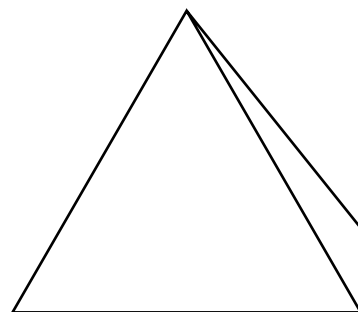
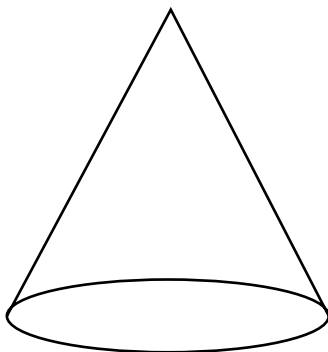
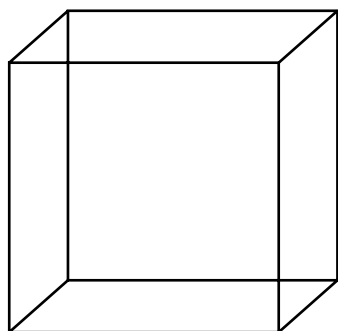
EXTRAS

What is *Driven by Art*?

Driven by Art was a public art project that was created in honor of the Bakersfield Museum of Art's 60th Year Celebration. A fleet of 33 small-scale 1956 era fiberglass pick-up truck sculptures were painted, embellished, and festooned by some of Bakersfield's leading artists, and are now placed throughout Bakersfield.

Why a pickup truck? The pickup truck and nostalgic period design of the 1956 era is representative of the BMoA's year of inception and a metaphor for the Museum's mission. From sponsor to spectator, Driven by Art was a community wide effort celebrating the heart of the Bakersfield spirit - hard work, creativity, and community.

The Basic Shapes: cube, cone, pyramid, sphere, & cylinder.



Find five objects in your home and see if you can simplify them into these shapes.

